


Acti 9

Distribution Boards

Inspiring the **S.M.A.R.T** choice!!!

Technical Catalogue



Innovative



Efficient



Reliable

Schneider
Electric™

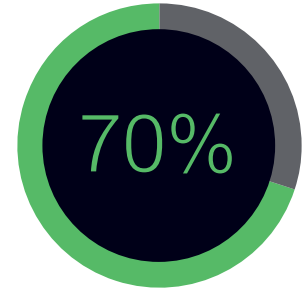
A man wearing safety glasses and red gloves is working on a server rack in a data center. He is holding a server component and appears to be installing or inspecting it. The background is a blurred server room with many racks and lights.

Life Is On

CONTENTS

EcoStruxure™

Innovation At Every Level



of decision-makers see the business value of IoT*

*Schneider Electric IoT 2020 Business Report

From sensors to services, our Innovation At Every Level approach improves energy and operational efficiency by tapping the true business value of IoT advancements. We've made mobility, sensing, cloud, analytics, and cyber security technologies meaningful to customers, helping them compete in our IoT economy.

Connected Products:

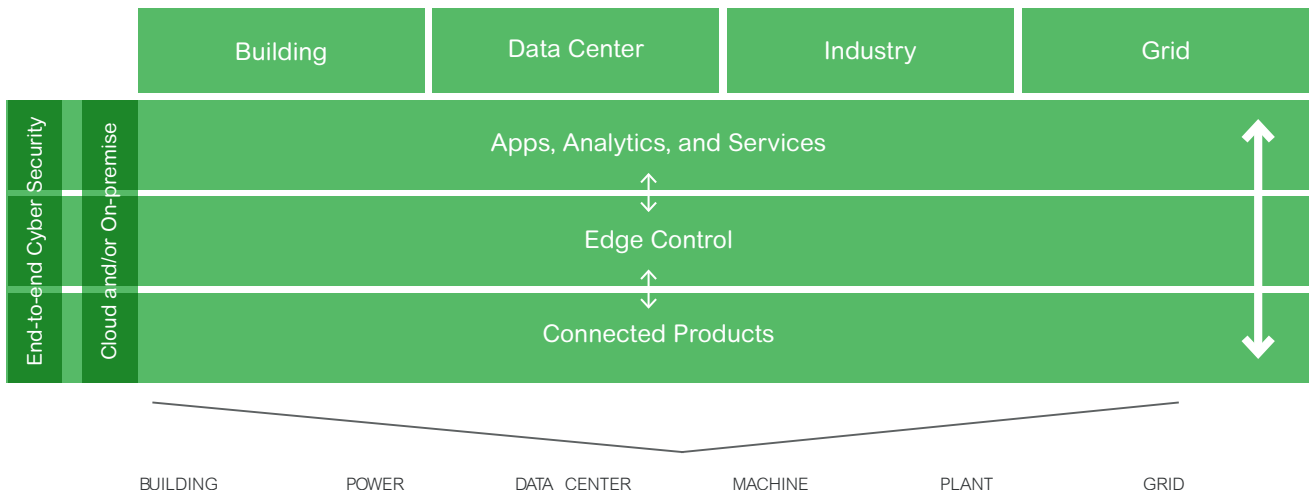
The Internet of Things starts with the best things. Our IoT-enabled best-in-class connected products include breakers, drives, UPSs, relays, sensors, and more. Devices with embedded intelligence drive better decision-making throughout operations.

Edge Control:

Mission-critical scenarios can be unpredictable, so control of devices at the edge of the IoT network is a must. This essential capability provides real-time solutions that enable local control at the edge, protecting safety and uptime.

Applications, Analytics, and Services:

Interoperability is imperative to supporting the diverse hardware and systems in building, data center, industry, and grid end markets. EcoStruxure™ enables a breadth of agnostic applications, analytics, and services for seamless enterprise integration.



Connectivity built in

Acti9 Isobar harnesses the connectivity of the Acti9 range enabling distribution boards to become smart and connected.

1. Enable asset management on all outgoing ways with Powertag



2. Smartlink SiD for wireless data concentration



3. Enable further asset and energy management through PowerTag for Compact NSX



4. Monitor and control your assets with SiB Smartlink



5. See the power and optimise the use of your assets with Facility Expert our simple on-line services platform



Spectacular Design

Blends seamlessly with interiors



Unique Rounded Corners | Color - RAL 9003 white | Designer Rotary Knob

Maximized Wiring Space

Convenient and Safe wiring



Side mounted N-bar and E-bar




Removed all injurious sharp corners



15% more wiring area | Reduced U-box Collar | Removable Frame, Centre plate & Gland plate

Adaptable

Total Flexibility for ease of installation and usage



Unique 5 holes mounting with positioning hole



Surface and Flush installation | Field fittable key lock provision | Reversible Door

Robust Architecture

Perfect blend of Strength & Weight



High Strength-to-Weight ratio | RoHS and REACH Compliance – ideal solution for GREEN Buildings

Base material used - GI (NEW)

4X Rust Resistance



1. Powder Coating

2. Galvanized Iron

3. Base Iron

Galvanized Iron | Gives 4X rust resistance

No Rusting | Even if the powder coating is scratched

No Propagation Of Rust | Even If base material is chipped off

No Hassle of repainting due to rusting

Technically Proven

Safety Guaranteed




Designed and Manufactured as per IS 8623 - 1&3 | IP and IK test by ERDA & CPRI | Glow wire tested

Type Tested as per IEC 61439 - 1&3




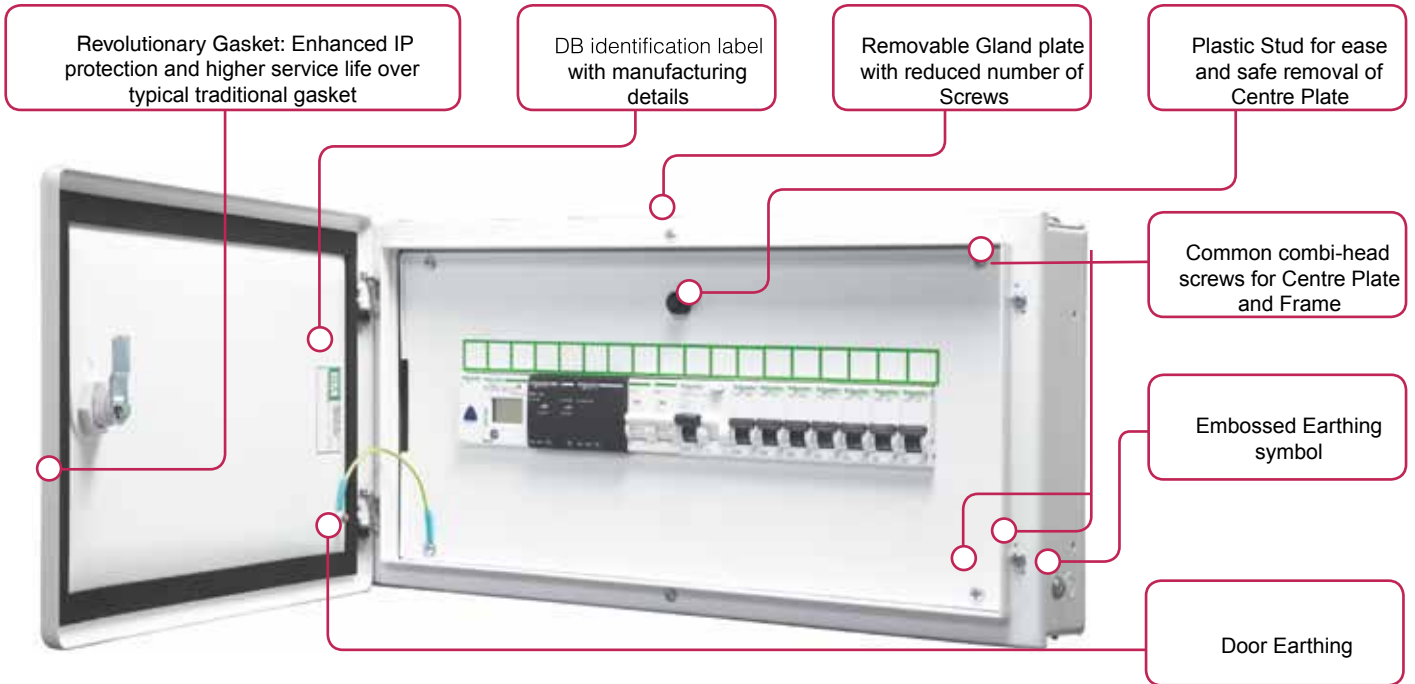
IEC 61439-3* Fully Compliant

*Tested at NABL and ASTA accredited testing facility



Acti 9

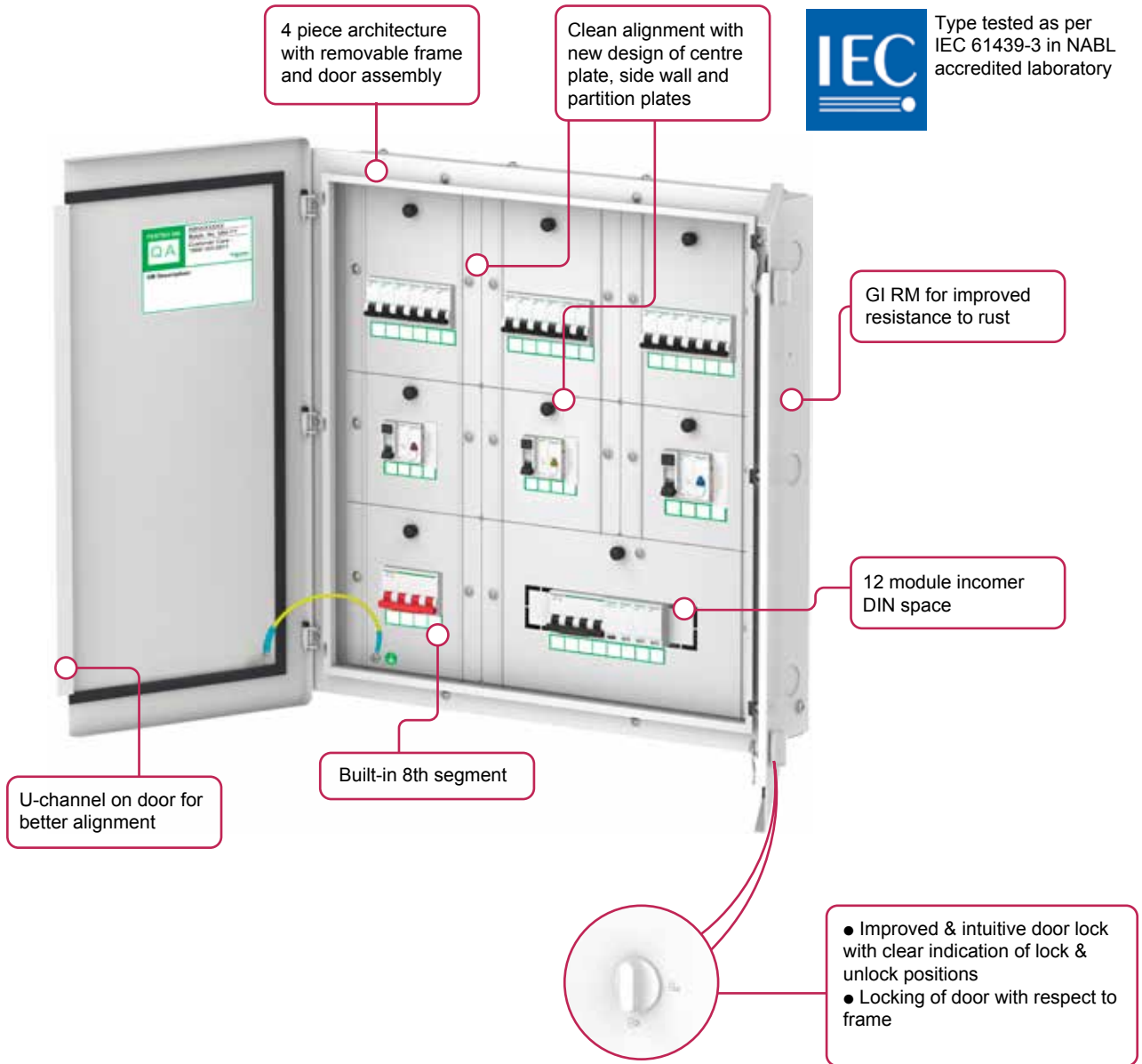
Distribution Boards



Acti 9

Distribution Boards

New Phase Segregated DBs

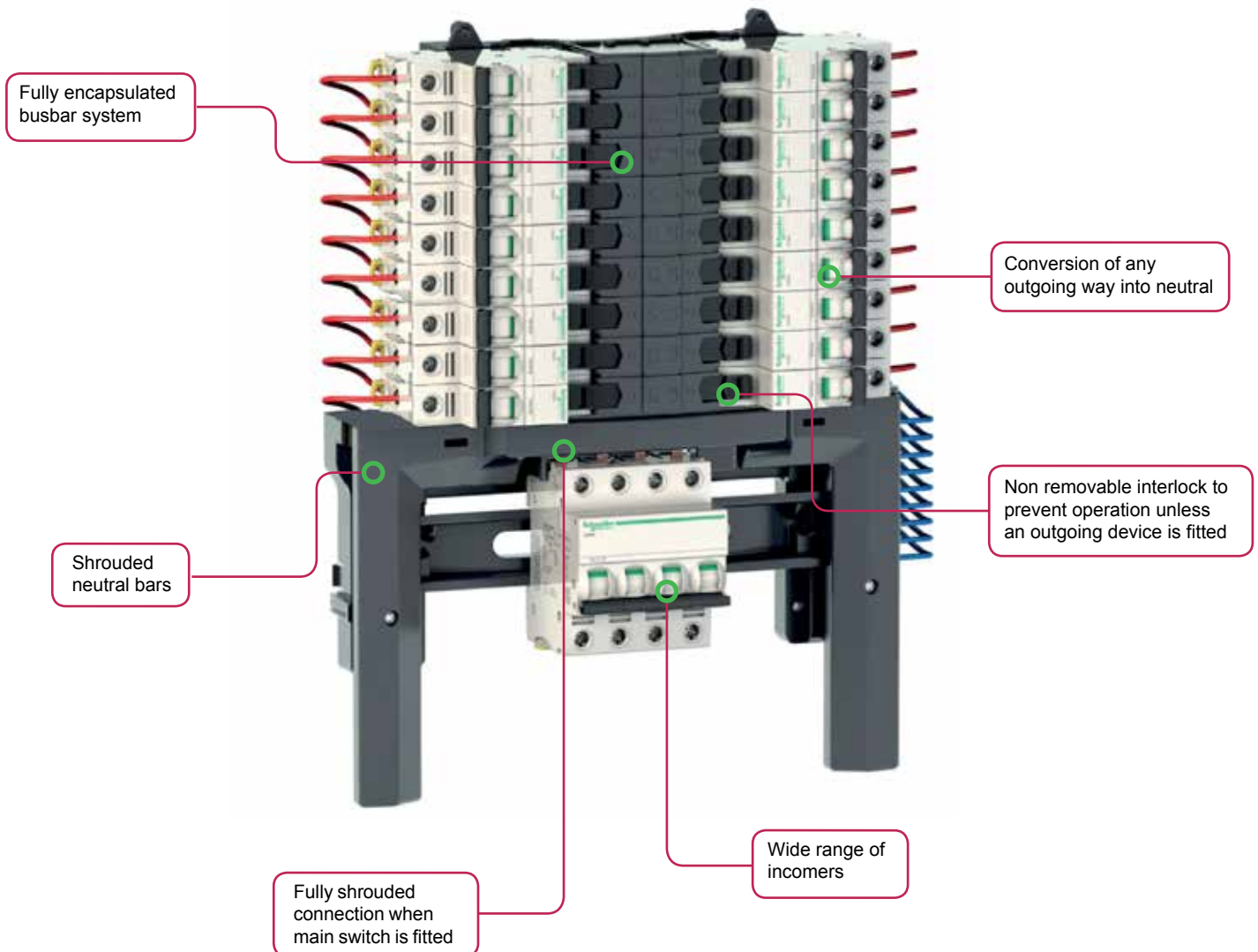


Key highlights

- 1 New compact design
- 2 Robust architecture
- 3 Type-tested system
- 4 4 piece construction
- 5 Built-in 8th segment
- 6 Split door for all variants
- 7 Clean alignment of doors, centerplates
- 8 Improved door locking
- 9 High rust resistance with GI
- 10 Increased incomer DIN space

Acti 9

Isobar Pan Assembly



- Fully type tested conditional short circuit rating of 25kA to BS EN 61439-3
- High performance MCB 10kA BS EN 60898 15kA BS EN 60947-2 in B, C or D curve 1, 2, 3, 4 pole
- 250A busbar rating
- Isobar disconnection to BS EN 60947-3 ensuring unused outgoing ways are isolated
- Option of switching outgoing neutral on all boards using distributed neutral kit
- Range of incomers: switch disconnectors, residual current devices, terminal blocks, mccb
- Single pole RCBO for new or retrofit maintaining device density
- Full range of device accessories and auxiliaries
- Shrouded neutral

> Metal Enclosures

- Metal Enclosure to mount individual Modular Device feeding directly to the load or final distribution board



Description	Total Module Cutout	Single Door (IP30)	Double Door - Metal (IP43)	Double Door - Glazed (IP43)	Double Door - Metal (IP54)
1 way	1 / 2	A9HMES02	-	-	-
1 way	3 / 4	A9HMES04	-	-	-

> SPN DBs

- SPN DB for distribution of Single Phase Neutral supply to respective load MCBs
- Incomer - DP RCCB/RCBO/Isolator/MCB
- Outgoing - SP MCBs



Description	Total Module Cutout (Incomer + Outgoing)	Single Door (IP30)	Double Door - Metal (IP43)	Double Door - Glazed (IP43)	Double Door - Metal (IP54)
6 way	6	A9HSNS06	A9HSND06	A9HSND06T	A9HSND06Y
8 way	8	A9HSNS08	A9HSND08	A9HSND08T	A9HSND08Y
12 way	12	A9HSNS12	A9HSND12	A9HSND12T	A9HSND12Y
18 way	18	A9HSNS18	A9HSND18	A9HSND18T	A9HSND18Y

> TPN DBs

- Standard TPN DBs for distribution of Three Phase and Neutral supply
- Incomer - FP RCCB/RCBO/Isolator/MCB
- Outgoing - SP MCBs
- TPN DBs can be converted to PPI DB with "PPI Kit" mentioned on page no. 8



Description	Total Module Cutout (Incomer + Outgoing)	Single Door (IP30)	Double Door - Metal (IP43)	Double Door - Glazed (IP43)	Double Door - Metal (IP54)
4 way eco	4 + 12	-	A9HTND04E	A9HTND04ET	A9HTND04EY
4 way	8 + 12	A9HTNS04	A9HTND04	A9HTND04T	A9HTND04Y
6 way	8 + 18	A9HTNS06	A9HTND06	A9HTND06T	A9HTND06Y
8 way	8 + 24	A9HTNS08	A9HTND08	A9HTND08T	A9HTND08Y
12 way	8 + 36	A9HTNS12	A9HTND12	A9HTND12T	A9HTND12Y

> Per Phase Isolation (PPI) DBs

- PPI DBs to mount DP Residual Current Device (RCD) at an individual phase level to isolate the faulty phase in case of earth leakage and ensure continuity of supply to other healthy phases
- Incomer - Modular (FP MCB/Isolator) / MCCB 100A (TP/FP Compact NSX or EasyPact CVS)
- Sub-Incomer - DP RCCB/RCBO
- Outgoing - SP MCBs

Description	Total Module Cutout (Incomer + Outgoing)	Single Door (IP30)	Double Door - Metal (IP43)	Double Door - Glazed (IP43)	Double Door - Metal (IP54)
12 way	100A MCCB + 6 + 30	-	A9HPID12M	A9HPID12MT	A9HPID12MY

Please refer "PPI Kit" to convert TPN DBs and Flexi Tier DBs to PPI DBs with Modular incomer

> Flexi Tier DBs

- Flexi DBs gives total flexibility to mount any type and size of Modular devices as per load requirement
- Provided with N-Bar and E-Bar
- 4 Tier Flexi DBs can be converted to PPI DB with "PPI Kit" mentioned on page no. 8



Description	Total Module Cutout (Incomer + Outgoing)	Single Door (IP30)	Double Door - Metal (IP43)	Double Door - Glazed (IP43)	Double Door - Metal (IP54)
2 Tier 24 Modules	2 x 12	-	A9HFD224	A9HFD224T	A9HFD224Y
3 Tier 36 Modules	3 x 12	-	A9HFD336	A9HFD336T	A9HFD336Y
4 Tier 40 Modules	4 x 10	-	A9HFD440	A9HFD440T	A9HFD440Y
4 Tier 56 Modules	4 x 14	-	A9HFD456	A9HFD456T	A9HFD456Y

> Phase Segregated DBs

- Phase Segregated DBs provide highest level of safety by compartmentalizing each phase and separating incomer, sub-incomer and outgoing circuits
- Offers better continuity of supply in case of earth faults and during maintenance.
- Incomer - Modular (FP MCB/Isolator) / MCCB 100A (TP/FP Compact NSX or EasyPact CVS)
- Sub-incomer - DP RCCB/RCBO
- Outgoing - SP MCBs
- New compact and robust design with uniform sheet thickness throughout the DB
- GI sheet ensures improved rust resistance
- Type-tested system conforming IEC 61439-3
- Built-in 8th segment (for modular incomer only)
- Increased incomer DIN space of 12M for 6 ways to 12 ways
- Split door for all variants
- New design ensures clean alignment of doors, centerplates
- 4 piece architecture with removable frame
- Improved, intuitive door lock design with clear indication of lock and unlock positions



Description	Total Module Cutout (Incomer + Sub-incomer + Outgoing + 8th Segment)	Single Door (IP30)	Double Door - Metal (IP43)	Double Door - Glazed (IP43)	Double Door - Metal (IP54)
4 way	8 + 12 + 12 + 4	-	A9HPSG04	-	A9HPSG04Y
6 way	12 + 12 + 18 + 4	-	A9HPSG06	-	A9HPSG06Y
8 way	12 + 12 + 24 + 4	-	A9HPSG08	-	A9HPSG08Y
12 way	12 + 12 + 36 + 4	-	A9HPSG12	-	A9HPSG12Y
12 way with MCCB I/c	100A MCCB + 12 + 36	-	A9HPSG12M	-	A9HPSG12MY

> Vertical TPN DBs (VTPN DBs) with Modular incomer

- Ideal solution to distribute power supply to the 3 Phase and 1 Phase loads in the same DB
- Incomer - FP RCCB/RCBO/Isolator/MCB
- Outgoing - SP MCBs / TP MCBs



Description	Total Module Cutout (Incomer + Outgoing)	Single Door (IP30)	Double Door - Metal (IP43)	Double Door - Glazed (IP43)	Double Door - Metal (IP54)
4 way	12 + 12	-	A9HVTD04	A9HVTD04T	A9HVTD04Y
8 way	12 + 24	-	A9HVTD08	A9HVTD08T	A9HVTD08Y
12 way	12 + 36	-	A9HVTD12	A9HVTD12T	A9HVTD12Y

> Vertical TPN DBs (VTPN DBs) with MCCB incomer

- DBs for higher incoming current distribution up to 250A with MCCB as incomer and SP and/or TP MCBs (up to 63A) as outgoing
- Incomer - TP/FP Compact NSX or EasyPact CVS MCCB up to 250A
- Outgoing - SP MCBs / TP MCBs



Description	Total Module Cutout (Incomer + Outgoing)	Single Door (IP30)	Double Door - Metal (IP43)	Double Door - Glazed (IP43)	Double Door - Metal (IP54)
4 way	100A MCCB + 12	-	A9HVD04L	A9HVD04LT	A9HVD04LY
8 way	100A MCCB + 24	-	A9HVD08L	A9HVD08LT	A9HVD08LY
12 way	100A MCCB + 36	-	A9HVD12L	A9HVD12LT	A9HVD12LY
4 way	160A MCCB + 12	-	A9HVD04M	A9HVD04MT	A9HVD04MY
8 way	160A MCCB + 24	-	A9HVD08M	A9HVD08MT	A9HVD08MY
12 way	160A MCCB + 36	-	A9HVD12M	A9HVD12MT	A9HVD12MY
8 way	250A MCCB + 24	-	A9HVD08H	A9HVD08HT	A9HVD08HY
12 way	250A MCCB + 36	-	A9HVD12H	A9HVD12HT	A9HVD12HY

> Comm Ready DBs

- DB designed to accommodate all types of Acti 9 Communication Capable products
- DB supplied with Double DIN rail, E-bar and Wire channel.

Description	Total Module Cutout	Single Door (IP30)	Double Door - Metal (IP43)	Double Door - Glazed (IP43)	Double Door - Metal (IP54)
1 Tier 24 Modules	24	-	A9HCRD124	-	-
2 Tier 48 Modules	48	-	A9HCRD248	-	-

> Metal Clad P&S Units

- Enclosure supplied with Electra Metal Plug and Socket and provision to mount modular protection device to feed directly to the end load



Description	Total Module Cutout	Single Door (IP30)	Double Door - Metal (IP43)	Double Door - Glazed (IP43)	Double Door - Metal (IP54)
10A 1P+N+E P&S	2	A9HMS210	-	-	-
20A 1P+N+E P&S	2	A9HMS220	-	-	-
30A 3P+E P&S	3	A9HMS330	-	-	-

> PK P&S Units (with provision to mount PK socket)

- Plug and Socket Unit with provision to mount PK Panel mounted straight socket and modular protection device to feed directly to the end load



Description	Total Module Cutout	Single Door (IP30)	Double Door - Metal (IP43)	Double Door - Glazed (IP43)	Double Door - Metal (IP54)
16A 3P PK P&S	2	A9HKS316	-	-	-
32A 3P PK P&S	2	A9HKS332	-	-	-
32A 5P PK P&S	4	A9HKS532	-	-	-
63A 5P PK P&S	4	A9HKS563	-	-	-

> PPI Kit

- Set of accessories to convert TPN DBs and 4 tier Flexi DBs to PPI DB
- Kit is provided with additional required quantity of N-Bar, wire set, Busbars and mounting kit



Description	Ref. No.
PPI Kit for 6way TPN DB (2+4w PPI DB)	A9HKIT04
PPI Kit for 8way TPN DB (2+6w PPI DB)	A9HKIT06
PPI Kit for 12way TPN DB (2+10w PPI DB)	A9HKIT10
PPI Kit for 4T40M Flexi DB (2+8w PPI DB)	A9HKIT08
PPI Kit for 4T56M Flx DB (2+12w PPI DB)	A9HKIT12

> Accessories for Acti 9 DBs

Description	Ref. No.	Set of
Rotary lock	A9HRL801	5 nos
Key Lock	A9HRL802	5 nos
Blanking plate (1 module)	13229B	10 nos
Fork type busbar 1Pole 12Modules	A9B1P12M	10
Fork type busbar 2Pole 12Modules	R9XFH212	10
Fork type busbar 3Pole 12Modules	R9XFH312	10
Fork type busbar 4Pole 12Modules	R9XFH412	10
Fork type busbar 1Pole 56Modules	A9B1P56M	10
Fork type busbar 2Pole 56Modules	R9XFH257	10
Fork type busbar 3Pole 57Modules	R9XFH357	10
Fork type busbar 4Pole 56Modules	R9XFH457	10
Set of 10 end caps 2P	R9XE210	10
Set of 10 end caps 3P	R9XE310	10
Set of 10 end caps 4P	R9XE410	10

 Wire Way Box for Double Door
IP43 DBs

DB Type Description	DB Desc	Ref. No.
SPN DB	6 way	A9HSND06WB
SPN DB	8 way	A9HSND08WB
SPN DB	12 way	A9HSND12WB
SPN DB	18 way	A9HSND18WB
TPN DBs	4 way eco	A9HTND04EWB
TPN DBs	4 way	A9HTND04WB
TPN DBs	6 way	A9HTND06WB
TPN DBs	8 way	A9HTND08WB
TPN DBs	12 way	A9HTND12WB
Per Phase Isolation (PPI) DB (MCCB i/c)	12 way	A9HPID12MWB
Flexi Tier DBs	2 Tier 24 Modules	A9HFD224WB
Flexi Tier DBs	3 Tier 36 Modules	A9HFD336WB
Flexi Tier DBs	4 Tier 40 Modules	A9HFD440WB
Flexi Tier DBs	4 Tier 56 Modules	A9HFD456WB
Phase Segregated DBs	6 way	A9HPGD06WB
Phase Segregated DBs	8 way	A9HPGD08WB
Phase Segregated DBs	12 way	A9HPGD12WB
Phase Segregated DB (MCCB i/c)	12 way with MCCB I/c	A9HPGD12MWB
VTPN DBs with Modular incomer	4 / 8 / 12 way	A9HVTDXWB
VTPN DBs with MCCB incomer	4 / 8 / 12 way	A9HVDXXWB
Extension Box for VTPN DB (Modular i/c) (18 modules)	4 / 8 / 12 way	A9HVTDXEB
Extension Box for VTPN DB (MCCB i/c) (18 modules)	4 / 8 / 12 way	A9HVDXXEB

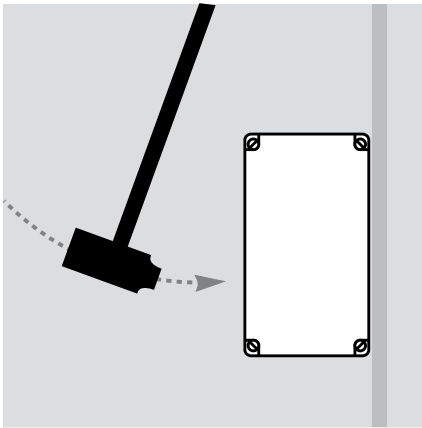
Acti 9

Distribution Boards

The standard classifies and codifies a great number of external influences to which an electrical system may be subjected: presence of water, solid objects, risk of impacts, vibrations, presence of corrosive substances etc. These situations can affect electrical components with a variable intensity depending on the characteristics of the system: presence of water, for example, can be either some drops of water falling or total immersion.

Degree of protection against mechanical impacts - IK

The standard EN 62262 defines the degree of protection against mechanical impacts indicated with the letters IK, followed by a number. The following table indicates the impact values in joules corresponding to each code.



Degree of protection against mechanical impacts IK in accordance with standard EN 62262

IK code	Impact energy	IK code	Impact energy
00	not protected	06	1 Joule
01	0,15 Joule	07	2 Joule
02	0,2 Joule	08	5 Joule
03	0,35 Joule	09	10 Joule
04	0,5 Joule	10	20 Joule
05	0,7 Joule		

Degree of Ingress Protection - IP

The standard IEC 60529 indicates, by means of the IP code, the degree of protection for electrical devices against access to energized parts and against the entry of water and of foreign solid objects.

The IP code is composed of 2 characteristic digits. The below mentioned table indicates the classification criteria of the IP code.

Degree of protection IP in accordance to IEC 60529

1st characteristic digit: protection against the entry of foreign objects and against access to dangerous parts.

Meaning	0	1	2	3	4	5	6
Protection of the enclosure against the entry of		Solid objects with dimensions greater than 50 mm	Solid objects with dimensions greater than 12,5 mm	Solid objects with dimensions greater than 2,5 mm	Solid objects with dimensions greater than 1 mm	Harmful amount of dust Talcum powder	Dust (totally protected) Talcum powder
		DB113108 Reference gauge Ø 50 mm	DB113109 Reference gauge Ø 12,5 mm	DB113110 Reference gauge Ø 2,5 mm	DB113111 Reference gauge Ø 1 mm	DB113112 Talcum powder	DB113113 Talcum powder
Protection of person against access with		Back of hand	Finger	Tool		Wire	

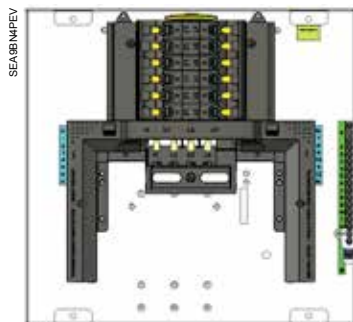
2nd characteristic digit: protection against the infiltration of water

Meaning	0	1	2	3	4	5	6	7	8
Protection of the enclosure against the harmful effect of		Water drops falling vertically	Water drops falling vertically with an angle of 15° from vertical	Rain	Splashes of water	Jets of water	Strong jets of water	Temporary immersion	Continuous immersion
Means of test		DB113118	DB113119	DB113120	DB113121	DB113122	DB113123	DB113124	Agreed between the manufacturer and the user, but stricter than 7

Acti 9 Isobar Pan Assembly

Technical data Standard, Meter ready, Split metered Acti 9 Isobar

Main characteristics		230/240v	400v	415v
Withstand	conditional	25kA	25kA	25kA
	unconditional	25kA/50mS	25kA/50mS	25kA/50mS
		17kA/200mS	17kA/200mS	17kA/200mS
Insulation voltage (Ui)		500vAC	500vAC	500vAC
Pollution degree		3	3	3
Rated impulse withstand voltage (Uimp)		6kV	6kV	6kV
Current rating (A)	direct connection	125/250	6kV	6kV
	Switch disconnecter	125	DIN mounted Power switch	
		160-200-250	Interpact	
MCCB	100-160-200-225-250			
Degree of protection		Internal IP20		
Endurance (O-C) Isobar switch disconnecter		3000		
Overvoltage category		IV		
Operating temperature		-35 to +70°C		
Storage teperature		-40 to +80°C		



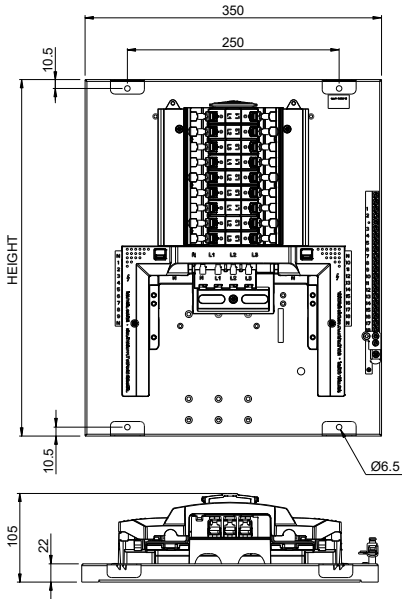
Pan assemblies - for switchboard mounting supplied with earths and neutral, black Isobar switch disconnectors

Reference	Description
SEA9BN4PEV	Pan assembly 4 way TP+ earth and neutral
SEA9BN6PEV	Pan assembly 6 way TP+ earth and neutral
SEA9BN8PEV	Pan assembly 8 way TP+ earth and neutral
SEA9BN12PEV	Pan assembly 12 way TP+ earth and neutral
SEA9BN16PEV	Pan assembly 16 way TP+ earth and neutral
SEA9BN18PEV	Pan assembly 18 way TP+ earth and neutral
SEA9BN24PEV	Pan assembly 24 way TP+ earth and neutral

Accessories

Reference	Description
SEA9NB4	Distributed neutral for 4 way TP+N
SEA9NB6	Distributed neutral for 6 way TP+N
SEA9NB8	Distributed neutral for 8 way TP+N
SEA9NB12	Distributed neutral for 12 way TP+N
SEA9NB16	Distributed neutral for 16 way TP+N
SEA9NB18	Distributed neutral for 18 way TP+N
SEA9NB24	Distributed neutral for 24 way TP+N
SEA9NKIT	Phase to neutral conversion kit (pack 4)
SEA9NPB250TB	250 amp incoming terminal block for E/PEV
SEA9BINCKIT	MCCB/Interpact connection kit for use with SEA9NPB250TB
SEA9BP	Blank pole

Acti 9 IsoBar Pan Assembly



Dimensions in mm

Reference	Height	Width	Depth
SEA9BN4PEV	346	350	105
SEA9BN6PEV	421	350	105
SEA9BN8PEV	471	350	105
SEA9BN12PEV	571	350	105
SEA9BN16PEV	671	350	105
SEA9BN18PEV	746	350	105
SEA9BN24PEV	896	350	105

Note: Assembly instruction / Acti 9 range to be used

IsoBar - Main Features

Slider OFF position

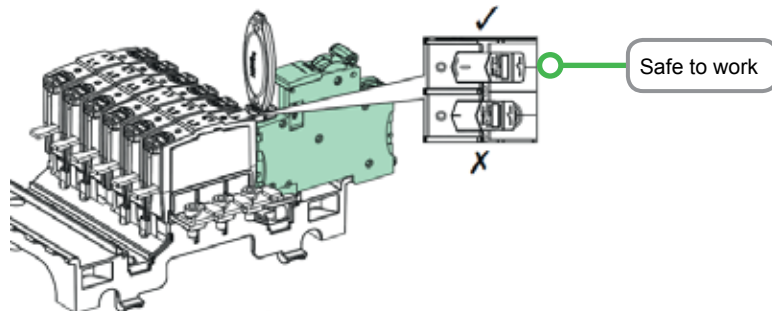


Slider ON position



Slider

The outgoing device connections are live only once the slider is activated.

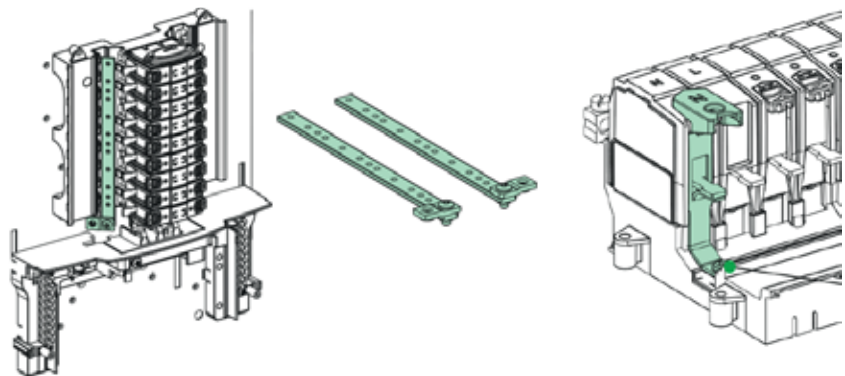


Note:

1. Slider is interlocked and needs to be lifted with a device to move
2. Slider operating tool comes with isobar

Distributed Neutral

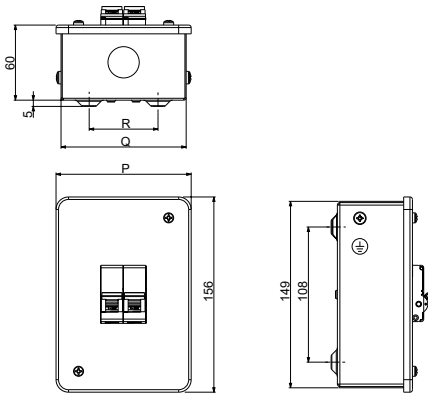
Kit details



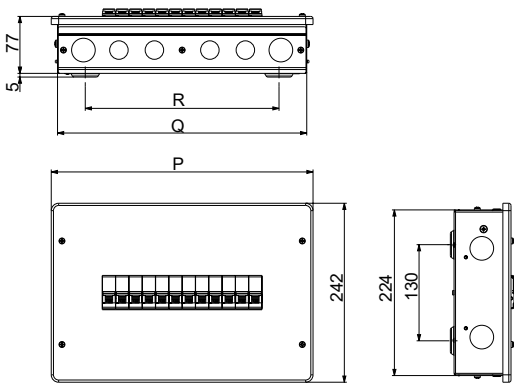
Additional busbars fitted, linking with the incomer

Any outgoing way can be converted into a neutral using optional kit

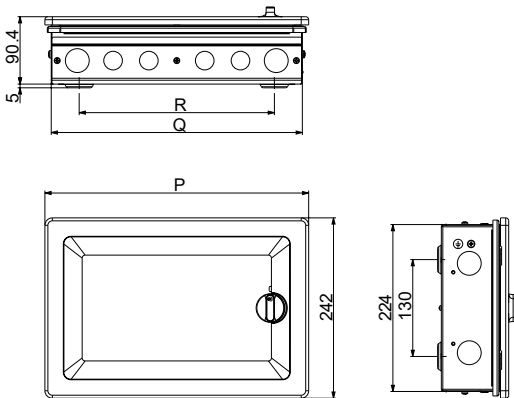
Copper link fitted to outgoing ways to be converted



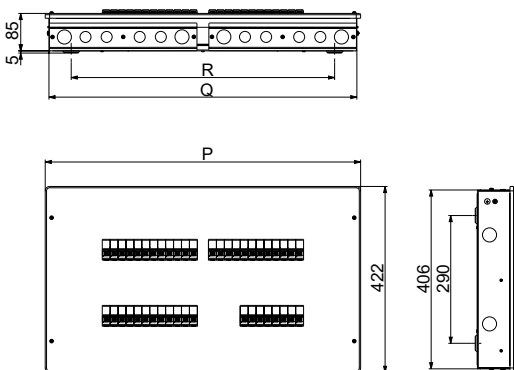
Metal Enclosures				
Catalogue No.	No. of Ways	P	Q	R
A9HMES02	2	108	100	55
A9HMES04	4	138	130	78



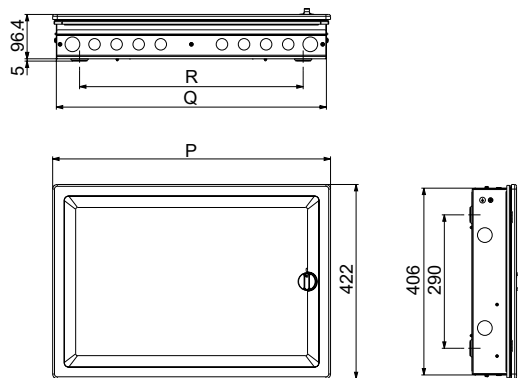
SPN DBs - Single Door - IP30				
Catalogue No.	No of Ways	P	Q	R
A9HSNS06	6	246	229	154
A9HSNS08	8	282	265	190
A9HSNS12	12	354	337	262
A9HSNS18	18	462	445	370



SPN DBs - Double Door - IP43				
Catalogue No.	No of Ways	P	Q	R
A9HSND06	6	246	229	154
A9HSND08	8	282	265	190
A9HSND12	12	354	337	262
A9HSND18	18	462	445	370

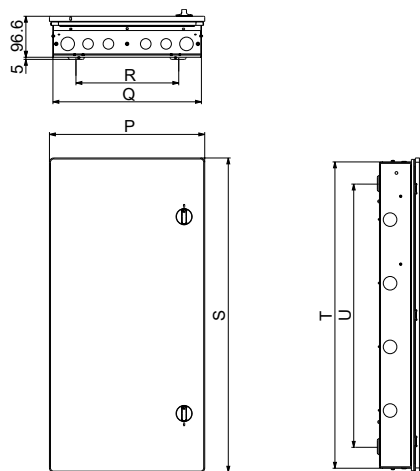


TPN DBs - Single Door - IP30				
Catalogue No.	No of Ways	P	Q	R
A9HTNS04	4	424	407	306
A9HTNS06	6	460	443	342
A9HTNS08	8	604	587	486
A9HTNS12	12	716	699	598



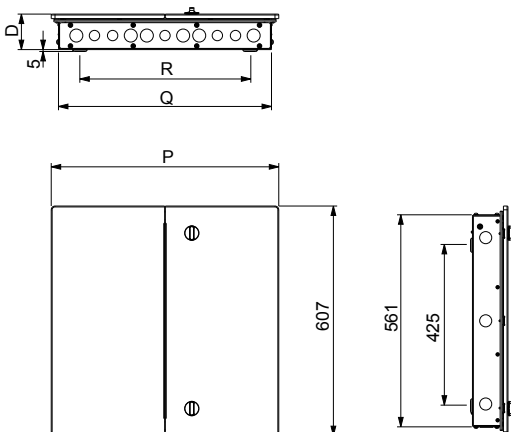
TPN DBs - Double Door - IP43

Catalogue No.	No of Ways	P	Q	R
A9HTND04E	4	388	371	270
A9HTND04	4	424	407	306
A9HTND06	6	460	443	342
A9HTND08	8	604	587	486
A9HTND12	12	716	699	598



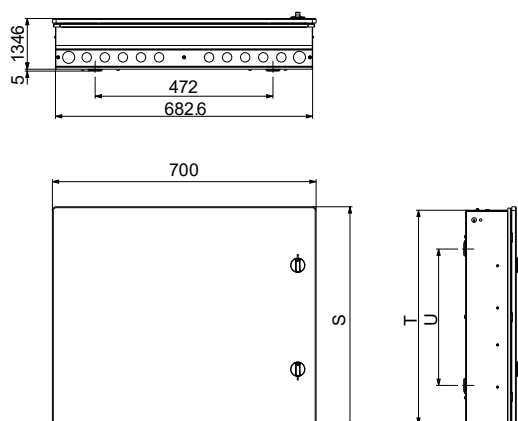
TIER DBs - Double Door - IP43

Catalogue No.	No of Ways	P	Q	R	S	T	U
A9HFD224	-	421	405	275	424	405	300
A9HFD336	-	421	405	275	530.6	512	435
A9HFD440	-	366	350	240	740.6	722	620
A9HFD456	-	436	420	300	740.6	722	620



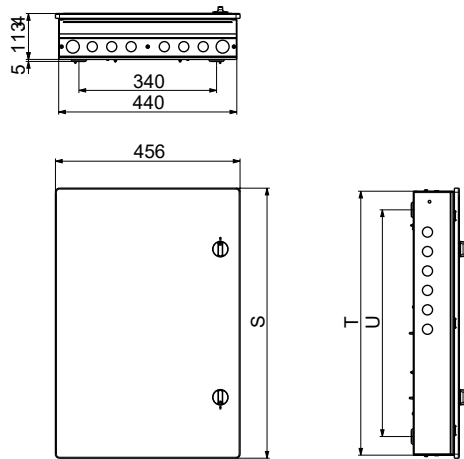
Phase Segregated (PSG) DBs - Double Door - IP43

Catalogue No.	No of Ways	P	Q	R	D
A9HPSG04	4	506	467	354	94
A9HPSG06	6	602	563	450	94
A9HPSG08	8	710	671	558	94
A9HPSG12	12	926	887	774	94
A9HPSG12M	12	926	887	774	131



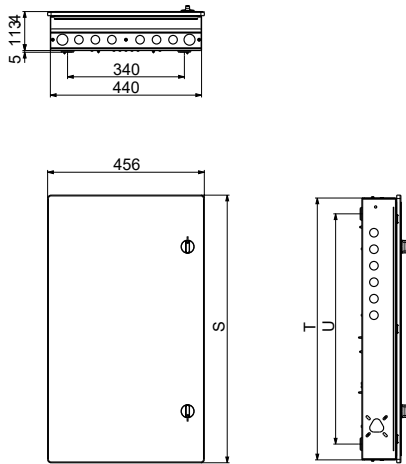
CommReady DBs - Double Door - IP43

Catalogue No.	No of Ways	S	T	U
A9HCRD124	-	376.4	357	152
A9HCRD248	-	586.4	568	362



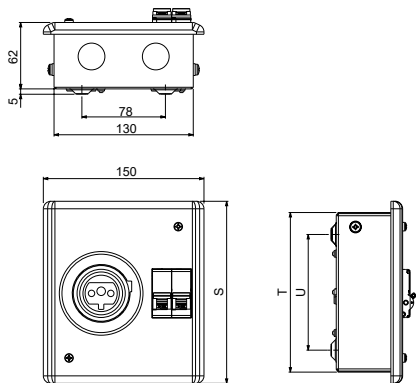
VTPN DBs (Modular Incomer) - Double Door - IP43

Catalogue No.	No of Ways	S	T	U
A9HVTD04	4	438	420	330
A9HVTD08	8	558	550	460
A9HVTD12	12	668	650	560



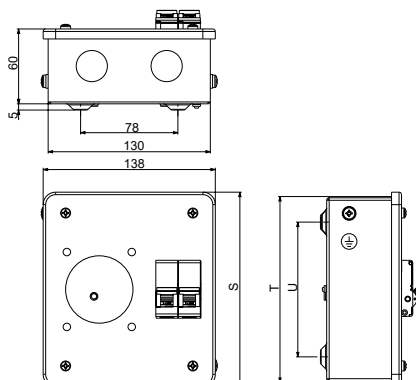
VTPN DBs (MCCB Incomer) - Double Door - IP43

Catalogue No.	No of Ways	S	T	U
A9HVD04L/M	4	558	550	460
A9HVD08L/M/H	8	668	650	560
A9HVD12L/M/H	12	780	760	670



Metal - Plug and Socket Unit

Catalogue No.	No of Ways	S	T	U
A9HMS210	1	170	149	108
A9HMS220	2	170	149	108
A9HMS330	4	305	284	230



PK - Plug and Socket Unit

Cat No.	No of Ways	S	T	U
A9HKS316	2	156	149	108
A9HKS332	2	156	149	108
A9HKS532	4	305	284	230
A9HKS563	4	305	284	230

Custom DB Enquiry Format

Enquiry No:	<input type="text"/>	Date:	<input type="text"/>
Customer Name:	<input type="text"/>	Project:	<input type="text"/>
Sales person Name & Branch:	<input type="text"/>	Consultant:	<input type="text"/>

Degree of Protection: ^{*1}	<input type="text"/>	CRCA thickness (gauge) ^{*2}	<input type="text"/>
Nearest Preferred standard DB:	<input type="text"/>	Color (RAL no.) ^{*3}	<input type="text"/>

Incomer (rating & slots):	Product Desc	Ref. No.	No. of Modules (1M=18mm) or Total and Mounting Dim for Non-Modular Devices
Total Incomer Modules			0

Sub-incomer (rating & slots):	Product Desc	Ref. No.	No. of Modules (1M=18mm)
Total Sub-Incomer Modules			0

Outgoing Slots	Device	Qty	No. of Modules (1M=18mm)
	SP MCB		
	DP MCB		
	TP MCB		
	FP MCB		
	Modular Contactor		
	Time Switch		
	Voltmeter / Ammeter		
	RYB Indicator		
Total Outgoing Modules			0

Shorting links / Phase Busbar	Type	Modules / Ways	Qty
	SP		
	DP		
	TP		
	FP		

PDF drawing required:	<input type="text"/>	Delivery required within	<input type="text"/>
-----------------------	----------------------	--------------------------	----------------------

Please specify any other details required	Lock Arrangement ^{*4}	<input type="text"/>
	Wire Way Box ^{*5}	<input type="text"/>

Total Qty:

Comments:

Options:				
Degree of Protection: ^{*1}	CRCA Thickness (gauge) ^{*2}	Color (RAL no.) ^{*3}	Lock Arrangement ^{*4}	Wire Way Box ^{*5}
IP30 - Single Door	Standard DB	RAL 9003 (Standard Acti 9)	Standard Lock	Not Required
IP43 - Double Door (Metal)	0.8 mm / 22 swg	RAL 9010 (Pure White)	Key Lock (avbl as Accessory)	Required - Separate
IP43 - Double Door (Acrylic)	1 mm / 20 swg	RAL 9001 (Cream White)	Panel Lock	Required - Inbuilt at Top
IP54 - Double Door (Metal)	1.2 mm / 18 swg	RAL 7035 (Light Grey)	PAD Lock	Required - Inbuilt at Bottom
IP55 - Double Door (Metal)	1.6 mm / 16 swg	RAL 7036 (Platinum grey)		Required - Inbuilt at Both
	2.0 mm / 14 swg			

Life Is On

Schneider
Electric

www.se.com

Schneider Electric India Pvt. Ltd.

Corporate office:

9th floor, DLF Building No. 10,
Tower C, DLF Cyber City, Phase II,
Gurgaon - 122002, Haryana.
Tel: 0124 3940400, Fax: 0124 4222036

Customer Care Centre:

Toll-free numbers: 1800 425 4272, 1800 103 0011
General number: 0124 4222 040
Email: customercare.in@se.com